

## Crosswise Convection Electric Convection Oven, 10 GN2/1

ITEM # \_\_\_\_\_

MODEL # \_\_\_\_\_

NAME # \_\_\_\_\_

SIS # \_\_\_\_\_

AIA # \_\_\_\_\_


**260697 (EFCE12CSDS)**

 Convection Oven Crosswise  
 10x2/1GN, electric

### Short Form Specification

**Item No.** \_\_\_\_\_

Convection oven with direct steam. Main structure in stainless steel. Cooking chamber with side lightning and drip tray. Double glass door. Heating via "Incoloy" armoured elements positioned on the convector unit. Electromechanical thermostat; temperature adjustable from 30° C to 300°C; visual display and thermometer. Timer from 0 to 120 minutes with acoustic alarm. 5-level humidity control. Supplied with n. 1 "cross-wise" tray rack composed by 2 side hangers, 60 mm pitch, for 10x2/1GN grids.

### Main Features

- Main switch/Cooking mode selector which can be used to set: ON/OFF, hot air without humidification and hot air with humidification (choice of 5 different humidity levels).
- Rapid cooling of oven cavity.
- Timer to set the cooking time, adjustable up to 120 minutes or for continuous operation with an acoustic alarm to show the cycle has finished. At the end of the set cooking time the heat and the fan are automatically switched off.
- Maximum temperature of 300°C.
- Perfect evenness: guarantees perfect distribution of heat throughout the oven cavity.
- Halogen lighting and "crosswise" pan supports allow clear and unobstructed view of the products being cooked.
- Food temperature probe (available as accessory).
- Drip tray to collect residual cooking juices and fat.
- Drip tray under the door to collect condensed liquid available as accessory.
- Manual valve to adjust the position of steam evacuation flap.
- Capacity: 10 GN 2/1 or 20 GN 1/1 trays.

### Construction

- Robust structure thanks to stainless steel construction.
- Cooking chamber in 430 AISI stainless steel.
- Double thermo-glazed door with open frame construction, for cool outside door panel. Swing hinged easy-release inner glass on door for easy cleaning.
- Ergonomic door handle.
- Integrated drain outlet.
- 1 pair of 60 mm pitch runners is supplied as standard.
- IPx4 water protection.

### Included Accessories

- 1 of 60mm pitch side hangers for PNC 922123 10x2/1GN oven (included with the oven)

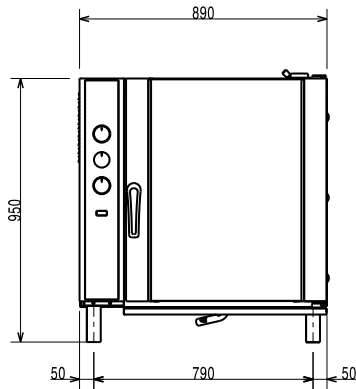
### Optional Accessories

- Water softener with salt for ovens PNC 921305  with automatic regeneration of resin
- Probe for ovens 10x2/1GN PNC 921703
- Guide kit for 1/1GN drain pan PNC 921713
- Pair of grids for whole chicken (8 per grid - 1,2kg each), GN 1/1 PNC 922036
- Open base for 10 GN 2/1 convection oven PNC 922103
- Shelf guides for 10x2/1GN, oven base PNC 922107
- Cupboard base for 10 GN 2/1 convection oven PNC 922110

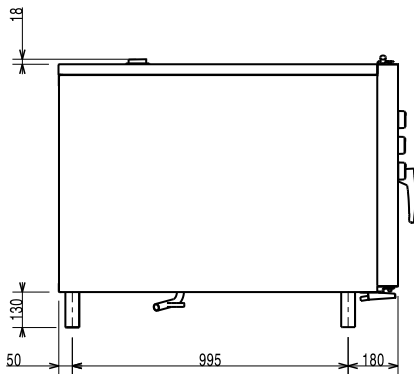
**APPROVAL:** \_\_\_\_\_

- 80mm pitch side hangers for 10x2/1GN oven PNC 922117
- 60mm pitch side hangers for 10x2/1GN oven (included with the oven) PNC 922123
- Feet for convection ovens 10 GN1/1 & 10 GN2/1 PNC 922127
- Trolley for 10x1/1GN and 10x2/1GN roll-in rack PNC 922128
- Retractable hose reel spray unit PNC 922170
- External side spray unit (needs to be mounted outside and includes support to be mounted on the oven) PNC 922171
- Pair of baking tray support PNC 922173
- Pair of AISI 304 stainless steel grids, GN 2/1 PNC 922175
- Kit to convert to 10x2/1GN roll-in rack PNC 922202
- Pair of frying baskets PNC 922239
- Grid for whole chicken (8 per grid - 1,2kg each), GN 1/1 PNC 922266
- Kit universal skewer rack and 6 short skewers for Lengthwise and Crosswise ovens PNC 922325
- Universal skewer rack PNC 922326
- 6 short skewers PNC 922328
- Volcano Smoker for lengthwise and crosswise oven PNC 922338

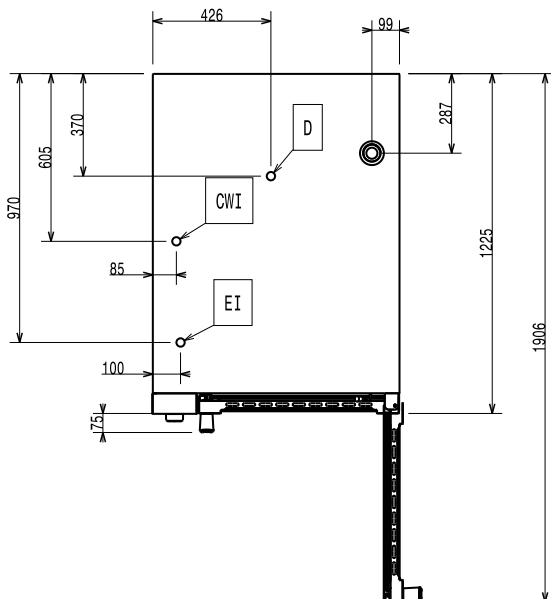
Front



Side



Top



CWI1 = Cold Water inlet 1 (cleaning)  
 CWI2 = Cold Water Inlet 2 (steam generator)  
 D = Drain  
 EI = Electrical inlet (power)

### Electric

**Supply voltage:**  
 260697 (EFCE12CSDS) 380-400 V/3N ph/50 Hz  
**Auxiliary:** 0.5 kW  
**Electrical power max.:** 24.5 kW

### Capacity:

**Trays type:** 10 - 2/1 Gastronorm

### Key Information:

**External dimensions, Width:** 890 mm  
**External dimensions, Depth:** 1215 mm  
**External dimensions, Height:** 970 mm  
**Net weight:** 147 kg  
**Height adjustment:** 80/0 mm  
**Functional level:** Basic  
**Cooking cycles - air-convection:** 300 °C