



Modular Cooking Range Line 900XP Half Module Electric Hob Cooking Top

ITEM # _____

MODEL # _____

NAME # _____

SIS # _____

AIA # _____



391046 (E9HOED2000)

Half module electric Hob
with mild steel Top

Short Form Specification

Item No. _____

Large cooking surface with 2 independently controlled cooking zones. Large flat cooking surface made of mild steel, permits the use of a number of various sized pots and pans, all easily moved across the surface without lifting. Exterior panels in stainless steel. Worktop in 20/10, stainless steel. Right angled side edges eliminate gaps and possible dirt traps between units.

Main Features

- Hob top made of mild steel, smooth and easy to clean.
- 2 cooking zones independently controlled.
- Heating via armoured elements.
- Setting different temperature zones provides a temperature gradient over the plate for different cooking needs.
- Various sizes of pans can be used at the same time due to large surface area with no intermediate sectors.
- Pans can easily be moved from one area to another without lifting.
- All major compartments located in front of unit for ease of maintenance.
- IPX5 water resistance certification.
- The special design of the control knob system guarantees against water infiltration.
- Suitable for countertop installation.

Construction

- Unit is 930 mm deep to give a larger working surface area.
- All exterior panels in Stainless Steel with Scotch Brite finishing.
- Model has right-angled side edges to allow flush fitting joints between units, eliminating gaps and possible dirt traps.

Optional Accessories

- Junction sealing kit PNC 206086
- Support for bridge type installation, 800mm PNC 206137
- Support for bridge type installation, 1000mm PNC 206138
- Support for bridge type installation, 1200mm PNC 206139
- Support for bridge type installation, 1400mm PNC 206140
- Support for bridge type installation, 1600mm PNC 206141
- Support for bridge type installation, 400mm PNC 206154
- Water column with swivel arm (water column extension not included) PNC 206289
- Water column extension for 900 line PNC 206290
- Chimney upstand, 400mm PNC 206303
- Side handrail-right/left hand (900XP) PNC 216044
- Frontal handrail, 400mm PNC 216046
- Frontal handrail, 800mm PNC 216047

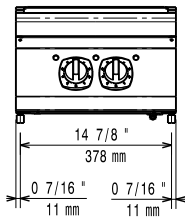
APPROVAL: _____



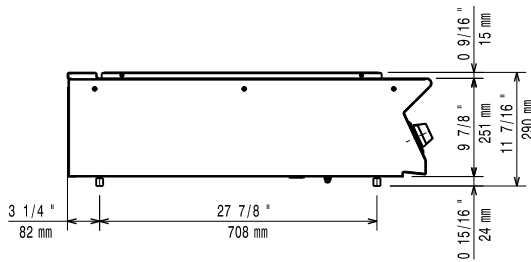
Experience the Excellence
www.electroluxprofessional.com

- Frontal handrail, 1200mm PNC 216049
- Frontal handrail, 1600mm PNC 216050
- Large handrail - portioning shelf, 400mm PNC 216185
- Large handrail - portioning shelf, 800mm PNC 216186
- 2 side covering panels for top appliances PNC 216278
- Trolley with lifting & removable tank PNC 922403

Front

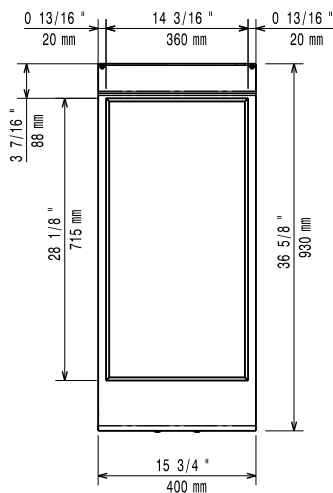


Side

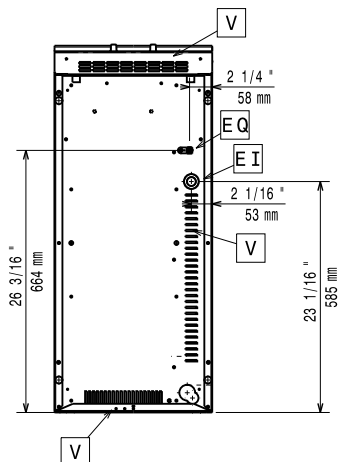


EI = Electrical inlet (power)
EQ = Equipotential screw

Top



Distances



Electric

Supply voltage:

380-400 V/3N ph/50/60 Hz

391046 (E9HOED2000)

Total Watts:

7 kW

Predisposed for:

380-400V 3N~ 50/60Hz
6,5-7kW

Key Information:

External dimensions, Width: 400 mm

External dimensions, Depth: 930 mm

External dimensions, Height: 250 mm

Net weight: 60 kg

Shipping weight: 59 kg

Shipping height: 540 mm

Shipping width: 460 mm

Shipping depth: 1020 mm

Shipping volume: 0.25 m³

Certification group: EH92S

If appliance is set up or next to or against temperature sensitive furniture or similar, a safety gap of approximately 150 mm should be maintained or some form of heat insulation fitted.